

Sub-table (1)(a) Statement showing Shareholding Pattern

Name of the Company :		The Rameshwara Jute Mills Limited	
Scrip Code : 28093		Name of the Scrip : RAMESJUTE, Class of Security : Ordinary Share	
Quarter ended :31ST DECEMBER, 2014			
Partly paid-up shares:-	No. of partly Paid-up shares	As a % of total No. of partly paid-up shares	As a % of total No. of shares of the Company
Held by promoter/promoter group	NIL	N.A.	N.A.
Held by public	NIL	N.A.	N.A.
Total	NIL	N.A.	N.A.
Outstanding Convertible Securities:-	No. of outstanding securities	As a % of total No. of outstanding convertible securities	As a % of total No. of shares of the Company, assuming full conversion of the convertible securities
Held by promoter/promoter group	NIL	N.A.	N.A.
Held by public	NIL	N.A.	N.A.
Total	NIL	N.A.	N.A.
Warrants:-	No. of warrants	As a % of total No. of warrants	As a % of total No. of shares of the Company, assuming full conversion of warrants
Held by promoter/promoter group	NIL	N.A.	N.A.
Held by public	NIL	N.A.	N.A.
Total	NIL	N.A.	N.A.
Total paid-up capital of the Company, assuming full conversion of warrants and convertible securities	Rs. 2,660,560.00		



(1)(a) Statement showing Shareholding Pattern


Name of the Company :		The Rameshwara Jute Mills Limited							
Scrip Code : 28093		Name of the Scrip: RAMESJUTE , Class of Security : Ordinary Share							
Quarter ended 31ST DECEMBER, 2014									
Category code	Category of shareholder	Number of share-holders	Total number of Shares	Number of shares held in dematerialized form	Total shareholding as a percentage of total number of shares		Shares pledged or otherwise encumbered		
					As a percentage of (A+B) ¹	As a percentage of (A+B+C)	Number of shares	As a percentage (IX)= (VIII)/(IV)*100	
(I)	(II)	(III)	(IV)	(V)	(VI)	(VII)	(VIII)	(IX)	
(A)	Promoter and Promoter Group²								
(1)	Indian								
(i)	Individuals/ Hindu Undivided Family	7	67,733	Nil	25.46	25.46	NIL	NIL	
(b)	Central Government/ State Government(s)	NIL	NIL	NIL	NIL	NIL	NIL	NIL	
(c)	Bodies Corporate	7	76,967	Nil	28.93	28.93	NIL	NIL	
(d)	Financial Institutions/Banks	NIL	NIL	NIL	NIL	NIL	NIL	NIL	
(e)	Any Other (specify)	NIL	NIL	NIL	NIL	NIL	NIL	NIL	
	Sub-Total (A)(1)	14	1,44,700	Nil	54.39	54.39	NIL	NIL	
(2)	Foreign								
(a)	Individuals (Non-Resident Individuals/ Foreign Individuals)	NIL	NIL	NIL	NIL	NIL	NIL	NIL	
(b)	Bodies Corporate	NIL	NIL	NIL	NIL	NIL	NIL	NIL	
(c)	Institutions	NIL	NIL	NIL	NIL	NIL	NIL	NIL	
(d)	Qualified Foreign Investment	NIL	NIL	NIL	NIL	NIL	NIL	NIL	
(e)	Any Other (specify)	NIL	NIL	NIL	NIL	NIL	NIL	NIL	
	Sub-Total (A)(2)	NIL	NIL	NIL	NIL	NIL	NIL	NIL	
	Total Shareholding of Promoter and Promoter Group (A)								
	(A)(1)+(A)(2)	14	1,44,700	NIL	54.39	54.39	NIL	NIL	

1. For determining public shareholding for the purpose of Clause 40A
2. For definitions of "Promoter" and "Promoter Group", refer to Clause 40A.




Category code	Category of shareholder	Number of shareholders	Total number of Shares	Number of shares held in dematerialized form	Total shareholding as a percentage of total number of shares		Shares pledged or otherwise encumbered	
					As a percentage of (A+B) ¹	As a percentage of (A+B+C)	Number of shares	As a percentage (IX)= (VIII)/(IV)*100
(I)	(II)	(III)	(IV)	(V)	(VI)	(VII)	(VIII)	(IX)
(B)	Public Shareholding³						N.A	N.A
(1)	Institutions						N.A	N.A
(a)	Mutual Funds/UTI	NIL	NIL	NIL	NIL	NIL		
(b)	Financial Institutions/Banks	8	1,500	NIL	0.56	0.56		
(c)	Central Government/State Government(s)	NIL	NIL	NIL	NIL	NIL		
(d)	Venture Capital Funds	NIL	NIL	NIL	NIL	NIL		
(e)	Insurance Companies							
(f)	Foreign Institutional Investors	NIL	NIL	NIL	NIL	NIL		
(g)	Foreign Venture Capital Investors	NIL	NIL	NIL	NIL	NIL		
(h)	Qualified Foreign Investor	NIL	NIL	NIL	NIL	NIL		
(I)	Any Other (specify)	NIL	NIL	NIL	NIL	NIL		
	Sub-Total (B)(1)	8	1,500	NIL	0.56	0.56		
(2)	Non-Institutions						N.A	N.A
(a)	Bodies Corporate	17	90,200	NIL	33.90	33.90		
(b)	Individuals -							
	i) Individual shareholders holding nominal share capital upto Rs.1 lakh	189	29,556	NIL	11.11	11.11		
	ii) Individual shareholders holding nominal share capital in excess of Rs.1 lakh	NIL	NIL	NIL	NIL	NIL		
(c)	Qualified Foreign Investor	NIL	NIL	NIL	NIL	NIL		
(d)	Any other (specify) NRI	1	100	NIL	0.04	0.04		
	Sub-Total (B)(2)	207	119,856	NIL	45.05	45.05		
	Total Public Shareholding (B) = (B)(1)+(B)(2)	215	121,356	NIL	45.61	45.61	N.A	N.A
	TOTAL (A)+(B)	229	266,056	NIL	100	100		

3. For definition of "Public Shareholding" refer to Clause 40A.



Category code	Category of shareholder	Number of shareholders	Total number of Shares	Number of shares held in dematerialized form	Total shareholding as a percentage of total number of shares		Shares pledged or otherwise encumbered	
					As a percentage of (A+B) ¹	As a percentage of (A+B+C)	Number of shares	As a percentage (IX)= (VIII)/(IV)*100
(I)	(II)	(III)	(IV)	(V)	(VI)	(VII)	(VIII)	(IX)
(C)	Shares held by Custodian and against which Depository Receipts have been issued							
(1)	Promoter and Promoter Group	NIL	NIL	NIL	N.A	NIL	N.A	N.A
(2)	Public	NIL	NIL	NIL	N.A	NIL	N.A	N.A
GRAND TOTAL (A)+(B)+(C)		229	2,66,056	NIL	100	100		



(1)(b) Statement showing holding of securities (including shares, warrants, convertible securities) of persons belonging to the category "Promoter and Promoter Group"

Sr. No. (I)	Name of the shareholder (II)	Details of Shares held		Encumbered shares (*)		Details of warrants		Details of convertible securities		Total shares (including underlying shares assuming full conversion of warrants and convertible securities) as a % of diluted share capital (XII)	
		No. of Shares held (III)	As a % of grand total (A)+(B)+(C) (IV)	No (V)	As a percentage (VI) = (V) / (III) * 100	As a % of grand total (A)+(B)+(C) of sub-clause (1)(a) (VII)	Number of Warrants held (VIII)	As a % total number of warrants of the same class (IX)	Number of convertible securities held (X)		As a % total number of convertible securities of the same class (XI)
1	Shri Chandrakant Birla	51,000	19.17	NIL	NIL	NIL	NIL	NIL	NIL	NIL	19.17
2	Smt. Sumangala Devi Birla	467	0.18	NIL	NIL	NIL	NIL	NIL	NIL	NIL	0.18
3	M/s. Padmavati Investment Limited	300	0.11	NIL	NIL	NIL	NIL	NIL	NIL	NIL	0.11
4	M/s. Central India General Agents Ltd.	19,389	7.29	NIL	NIL	NIL	NIL	NIL	NIL	NIL	7.29
5	M/s. Bharat Arogya & Gyan Mandir	7,933	2.98	NIL	NIL	NIL	NIL	NIL	NIL	NIL	2.98
6	Smt. Sumangala Birla	3,733	1.40	NIL	NIL	NIL	NIL	NIL	NIL	NIL	1.40
7	Shri Sidharth Kumar Birla	5,600	2.11	NIL	NIL	NIL	NIL	NIL	NIL	NIL	2.11
8	M/s. Nathdwara Inv. Co. Ltd.	6,667	2.51	NIL	NIL	NIL	NIL	NIL	NIL	NIL	2.51
9	Smt. Vasusri I Jhaver	3,600	1.35	NIL	NIL	NIL	NIL	NIL	NIL	NIL	1.35
		<u>98,689</u>	<u>37.10</u>								<u>37.10</u>



Name of the shareholder (II)	Details of Shares held		Encumbered shares (*)		Details of warrants		Details of convertible securities		Total shares (including underlying shares assuming full conversion of warrants and convertible securities) as a % of diluted share capital (XII)	
	No. of Shares held (III)	As a % of grand total (A)+(B)+(C) (IV)	No (V)	As a percentage (VI) = (V) / (III)* 100 (VII)	As a % of grand total (A)+(B)+(C) of sub-clause (1)(a) (VII)	Number of Warrants held (VIII)	As a % total number of warrants of the same class (IX)	Number of convertible securities held (X)		As a % total number of convertible securities of the same class (XI)
B/forward	98,689	37.10								37.10
Smt. Chandra Lekha Poddar	1,333	0.50	NIL	NIL	NIL	NIL	NIL	NIL	NIL	0.50
M/s. Padmavati Investment Ltd.	38,478	14.46	NIL	NIL	NIL	NIL	NIL	NIL	NIL	14.46
Shekhavati Investment & Traders Ltd.	4,000	1.50	NIL	NIL	NIL	NIL	NIL	NIL	NIL	1.50
M/s. Jute Investment Co. Ltd.	200	0.08	NIL	NIL	NIL	NIL	NIL	NIL	NIL	0.08
Smt. Ganga Somany	2,000	0.75	NIL	NIL	NIL	NIL	NIL	NIL	NIL	0.75
	<u>144,700</u>	<u>54.39</u>								<u>54.39</u>

he term "encumbrance" has the same meaning as assigned to it in regulation 28(3) of the SAST Regulations, 2011.



(1)(c)(i) Statement showing holding of securities (including shares, warrants, convertible securities) of persons belonging to the category "Public" and holding more than 1% of the total number of shares

Sr. No.	Name of the shareholder	Number of shares held	Shares as a percentage of total number of shares {i.e. Grand Total (A)+(B)+(C) indicated in Statement at para (1)(a) above}	Details of warrants		Details of convertible securities		Total shares (including underlying shares assuming full conversion of warrants and convertible securities) as a % of diluted share capital	
				Number of warrants held	As a % total number of warrants of the same class	Number of convertible securities held	% w.r.t total number of convertible securities of the same class		
1	Umang Commercial Co.Ltd.	11,667	4.39	NIL	NIL	NIL	NIL	4.39	
2	Shri R V Raveendran, Shri Mahendra Kumar Sharma and Shri Amal Chandra Chakrabortti	7,933	2.98	NIL	NIL	NIL	NIL	2.98	
3	The Punjab Produces & Trading Co. Pvt. Ltd.	33,250	12.50	NIL	NIL	NIL	NIL	12.50	
4	Gwalior Webbing Co. Pvt. Ltd.	20,550	7.72	NIL	NIL	NIL	NIL	7.72	
5	Birla Corporation Ltd.	19,133	7.19	NIL	NIL	NIL	NIL	7.19	
								<u>92,533</u>	<u>34.78</u>



(I)(c)(ii) Statement showing holding of securities (including shares, warrants, convertible securities) of persons (together with PAC) belonging to the category "Public" and holding more than 5% of the total number of shares of the company

Sr. No.	Name of the shareholder(s) and the Persons Acting in Concert (PAC) with them	Number of shares	Shares as a percentage of total number of shares {i.e. Grand Total (A)+(B)+(C) indicated in Statement at para (I)(a) above}	Details of warrants			Details of convertible securities		Total shares (including underlying shares assuming full conversion of warrants and convertible securities) as a % of diluted share capital
				Number of warrants held	As a % total number of warrants of the same class	Number of convertible securities held	% w.r.t total number of convertible securities of the same class		
1	The Punjab Produces & Trading Co. Pvt.Ltd.	33,250	12.50	NIL	NIL	NIL	NIL	NIL	12.50
2	M/s.Gwalior Webbing Co.Pvt.Ltd.	20,550	7.72	NIL	NIL	NIL	NIL	NIL	7.72
3	M/s.Birla Corporation Ltd.	19,133	7.19	NIL	NIL	NIL	NIL	NIL	7.19
		<u>72,933</u>	<u>27.41</u>						<u>27.41</u>




(l)(d) Statement showing details of locked-in shares

Sl. No.	Name of the shareholder	Number of locked-in shares	Locked-in shares as a percentage of total number of shares {i.e., Grand Total (A)+ (B)+(C) indicated in Statement at para (1)(a) above}	Promoter / Promoter Group/ Public
A	None	Nil	Nil	Promoter
B	None	Nil	Nil	Public
	TOTAL	Nil	Nil	



(II)(a) Statement showing details of Depository Receipts (DRs)

Sr. No.	Type of Outstanding DR (ADRs, GDRs, SDRs, etc.)	Number of Outstanding DRs	Number of shares underlying outstanding DRs	Shares underlying outstanding DRs as a percentage of total number of shares {i.e., Grand Total (A)+(B)+(C) indicated in Statement at para (1)(a) above}
1.		NOT APPLICABLE		
	TOTAL			



(II)(b) Statement showing holding of Depository Receipts (DRs), where underlying shares held by 'promoter/promoter group' are in excess of 1% of the total number of shares

Sr. No.	Name of the DR Holder	Type of outstanding DR (ADRs, GDRs, SDRs, etc.)	Number of shares underlying outstanding DRs	Shares underlying outstanding DRs as a percentage of total number of shares {I.e., Grand Total (A)+(B)+(C) indicated in Statement at para (1)(a) above}
1.		NOT APPLICABLE		
2.		NOT APPLICABLE		
TOTAL		_____	_____	_____
		_____	_____	_____



(III)(a) Statement showing the voting pattern of shareholders, if more than one class of shares/securities is issued by the issuer.

Class X : Ordinary Shares {Furnished as per (1)(a)}

Class Y : N.A.

Class Z : N.A.

Category code	Category of shareholder	Number of Voting Rights held in each class of securities			Total Voting Rights (III+IV+V)	Total Voting rights i.e. (VI)	
		Class X	Class Y	Class Z		As a percentage of (A+B)	As a percentage of (A+B+C)
(I)	(II)	(III)	(IV)	(V)	(VI)	(VII)	(VIII)

- (A) Promoter and Promoter Group
- (1) Indian Individuals/Hindu Undivided Family
- (b) Central Government/ State Government(s)
- (c) Bodies Corporate
- (d) Financial Institutions/Banks
- (e) Any Other (specify)
- Sub-Total (A)(1)**
- (2) Foreign
- (a) Individuals (Non-Resident Individuals/ Foreign Individuals)
- (b) Bodies Corporate
- (c) Institutions
- (d) Any Other (specify)
- Sub-Total (A)(2)**
- Total Shareholding of Promoter and Promoter Group (A)=(A)(1)+(A)(2)**
- (B) Public shareholding
- (1) Institutions
- (a) Mutual Funds/UTI
- (b) Financial Institutions/Banks
- (c) Central Government/ State Government(s)
- (d) Venture Capital Funds
- (e) Insurance Companies
- (f) Foreign Institutional Investors
- (g) Foreign Venture Capital Investors
- (h) Any Other (specify)
- Sub-Total (B)(1)**
- (2) Non-Institutions
- (a) Bodies Corporate
- (b) Individuals -
- i. Individual shareholders holding nominal share capital upto Rs.1 lakh.

N.A.



Category code	Category of shareholder	Number of Voting Rights held in each class of securities			Total Voting Rights (III+IV+V)	Total Voting rights i.e. (VI)	
		Class X	Class Y	Class Z		As a percentage of (A+B)	As a percentage of (A+B+C)
(I)	(II)	(III)	(IV)	(V)	(VI)	(VII)	(VIII)

ii. Individual shareholders holding nominal share capital in excess of Rs.1 lakh.

(c) Any Other (specify)

Sub-Total (B)(2)

Total Public Shareholding

(B)=(B)(1)+(B)(2)

TOTAL (A)+(B)

(C) Shares held by Custodians and against which Depository Receipts have been issued

GRAND TOTAL (A)+(B)+(C)

N.A.

